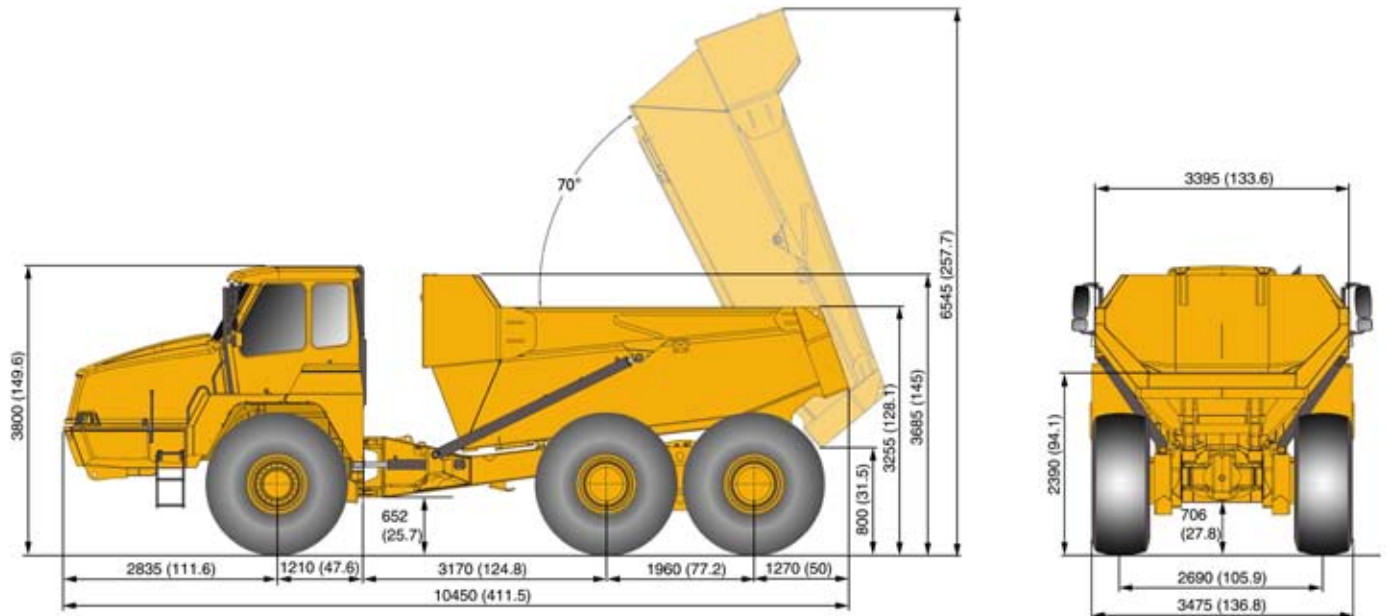


# MOXY ADT RANGE



## MT4I



millimetres (inches)

### BODY

- Material: Hardened abrasion-resistant steel plates
- Tilt cylinders: Single stage, double-acting
- Tipping time: Up: 12 sec. / Down 11 sec.
- The body is designed for exhaust heating
- Sloping body down from the hinge point

	Cubic Yards	Cubic Metres
• Level capacity :	24	18.5
• Heaped capacity : (Acc. SAE J 1363, 2:1)	31	24
• Heaped capacity : (Acc. SAE J 1363, 1:1)	38	29

### WEIGHTS

	LB	KG
Empty:		
Front axle	30,690	13,950
Rear axle	29,038	13,200
Loaded:		
Front axle	44,000	20,000
Rear axle	97,568	44,350
Pay load	81,840	37,200
Total weight (loaded)	141,568	64,350

NOTE: All weights include a full fuel tank and operator

### GROUND PRESSURES

	Bar	kPa
Standard 29.5 x 25 tyres with 15% sinkage		
Empty:		
Front axle	0.88	88
Rear axle	0.48	48
Loaded:		
Front axle	1.30	130
Rear axle	1.52	152

### CAPACITIES

	GALLONS	LITRES
• Fuel Tank	129	490
• Hydraulic System	73	275
• Engine Cooling System	13	50
• Transmission	14.5	55
• Dropbox	9	34
• Engine Crankcase	3.5	13.2
• Front Reduction Gear	2 x 2	2 x 7.5
• Rear Differential	12	46
• Tandem Housing	2 x 40	2 x 150

### SPEEDS

	MPH	KMH
1st	4	6
2nd	6	9
3rd	9	15
4th	14	23
5th	21	34
6th	33	53

### ENGINE

- Scania DC 12, water-cooled unit injected diesel engine with turbo charger and air to air intercooler
- Complies with Stage 3 of EU Directive 97/68/EC and Tier 3 of USA/California regulations (ISO 8178) for emissions

- Power rating: (1kW = hp/1.36)
  - (ISO 3046) 450 hp (331 kW)
  - (ISO 9249) 438 hp (322 kW)

- No. of cylinders: 6 (in line)
- Cylinder volume: 714 cubic inches (11.7 litres)

- Air filter: Dry type

### TRANSMISSION

- ZF 6 WG 310 Dash 4 electronically-controlled automatic transmission. The torque converter has automatic lock-up in all gears

### BRAKE SYSTEM

- Dual circuit braking system acting on all six wheels
- Approved according to ISO 3450
- All hydraulic operated brakes with enclosed oil-cooled wet multiple discs all round
- Spring actuated hydraulic released parking brake, mounted on propeller shaft
- Max. gradient, parking brake: 20
- Automatic engine brake as standard
- Automatic transmission retarder as standard

### HYDRAULIC SYSTEM

- Pumps : 2 variable displacement piston pumps :
  - 1 for steering
  - 1 for cooling, fan, brakes & auxiliaries
- Max Capacity : 84.5 gallon/min (320 l/min) @ 2200 rpm
- Filtration : One return flow filter & high pressure filter
- Safety valve settings :
  - Steering 3046 PSI (210 bar)
  - Tipping 4061 PSI (280 bar)

### ELECTRICAL SYSTEM

- Alternator : 28V 100A
- Batteries : (two): 12V 225Ah (series connected to give 24V)
- Starter : 9.1 hp (6.7 kW)

**SUSPENSION**

- Front: Independent with long life rubber springs and hydraulic shock absorbers
- Rear: Free-swinging tandem housing

**ARTICULATION HINGE AND STEERING**

- Articulation hinge with forward mounted turning ring
- Steering cylinders (two): Double-acting
- The steering is approved according to ISO 5010
- Max. steering angle: 45°
- Ground driven emergency steering pump

**DRIVE LINE**

- Full-time 6 x 6 drive with two transverse differentials and one longitudinal
- Front axle transverse differential: Limited-slip with 45% locking ratio
- Rear axle transverse differential: Limited slip with 45% locking ratio
- Inter-axle longitudinal differential: Torque-proportioning differential, integrated into Dropbox
- Torque distribution:
  - 1/3 to the front axle
  - 2/3 to the rear axle
  - 100% lockable
- Tandem housing: Gear driven, free-swinging. Provides equal drive to rear wheels and ensures the best possible ground contact – whatever the ground conditions

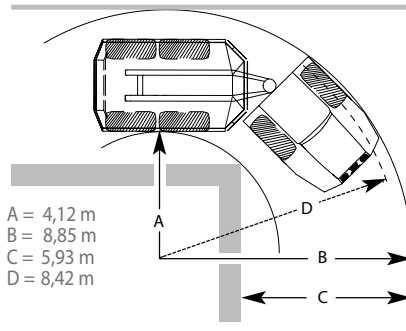
**CAB**

- Approved to ROPS/FOPS standards (ISO 3471, ISO 3449, SAE J231 and SAE J1040 April '88)
- Low interior sound level 74 dB(A) (ISO 6394)
- The cab is centrally located on rubber mountings
- Hand and arm vibrations are less than 2,5 m/s according to ISO 5349-2
- Whole body vibration is less than 0,5 m/s according to ISO 2631-1
- Superior visibility – for safer operation
- Superior operating controls location
- Adjustable suspended operator seat
- Adjustable steering column
- Heater and Air Conditioning
- Tilting for service access

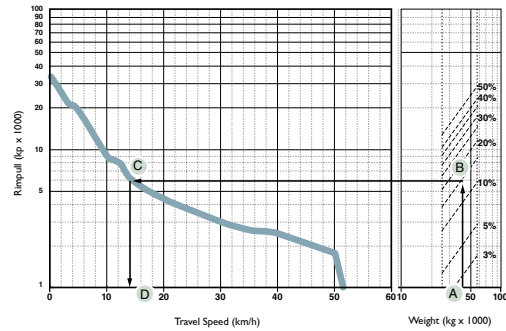
**TIRES**

- Standard 29.5 R25 two star radial

Turning radius according to ISO 7457: 27.6 feet (8,42 m)



**PERFORMANCE DIAGRAM**



**Moxy Engineering AS**  
 N-6440 Elnesvågen, Norway  
 Tel.: +47 71 26 85 00  
 Fax.: +47 71 26 85 55  
 moxy@moxy.no  
 www.moxy.no

**Moxy Trucks of America, LLC**  
 One Kovach Drive  
 Cincinnati, Ohio 45215  
 Tel.: +513 821 2000  
 Fax.: +513 587 3000  
 Free.: +800 423 5923

Moxy operates a policy of continuous development and improvement and as such all specifications are subject to change at any time without prior notice